

# The Empty Space – Technical Specification

## Stage Area

Black box - performance space 9m wide x 7m deep (height 5m), surrounded by black serge drapes with side entrances (two either side and back corners). Wing space 0.5m Stage Left and round the back, 5m wing/dressing room/props space Stage Right.

## Lighting

There are three fixed scaffolding structures suspended to I-beams from the roof, with space to rig additional fixtures.

Footlights House does not have additional cabling to alter or change any of the standard rig. There is a DMX Splitter and Dimmer Pack located DSR, providing 3 x 1kw Dimmer channels or 4 x 750w channels.

The rig consists of 5 x RGBWA & UV LED Pars that are rigged on the upstage bar to use as Backlighting (2 focused U/S & 3 facing D/S). (6m Wide)

The FOH LED wash is fully colour mixable (RGBWW) – The Warm White chip enables pastel colours to be mixed smoothly into the wash. 3 Fresnels cover the stage & are focused as tight as possible – which results in a smooth coverage. (Rigging Position 6m Wide)

The overhead bar has 1 RGBWW Fresnel used as an U/S Wash & 2 x PAR 64. (This has a rigging position of 4m wide and a fixed height of 5.3m)

There is a DMX Feed installed FOH that is terminated at the Control Position Upstairs. This run is permanently installed but has enough cable to reach the seating bank control position.

## Lighting Fixtures

5 x Atomic Pro RGBWA & UV LED PARS

4 x Atomic Scala 200 RGB+WarmWhite LED Fresnel

4 x PAR 64 (Silver) – CP62 Lamps

4 x NJD 500w Fresnels (NJ050A)

(2 x used for House-lighting - paired & 2 x Additional Stage Wash)

1 x Teatro Teclumen arena 250MSD FollowSpot (c/w Stand & 13a Plug)

## Dimmers

2 x QTX DIM4 (1 located Upstairs by Control Position & 1 DSR)

All dimming channels are used by the house rig, there are no spare channels.

We are using 7 x DMX Channels.

## Control

1 x Chamsys USB Dongle and Venue's laptop (Unlimited Licence)

1 x Showtec DB-1-8 DMX Splitter

No additional cables or accessories are available additional to the In-House Rig.

If you wish to bring additional equipment into the venue, you will also need to supply additional dimming, cabling and a Power Distro (63/3).

## Sound Equipment

1 x Behringer Eurodesk SX2442FX (Twin FX Unit in-built)

Speaker System Consists of a left and right stereo pair (SUBS also in stereo – running on Sub Group 1):

2 x Active 'the box pro DSP 115' Tops

2 x Active 'the box pro Achat 112' Subs

V3 – Current as of April 2019 – Created by Adam Murdoch

1 x 16/4 - W Audio Multicore Stage Box - 30M  
1 x Wired Microphone with 10m XLR  
1 x 3.5mm Jack to 6.35mm Jack Lead (Suitable for a Laptop or Phone Input)

No Additional Cables or Accessories are currently provided.

There are no tie lines USC or SL so, if you need to run microphones or instruments to there, additional cables must be brought in.

A 30M cable is required to run from the Stage Box (SR) to (SL) on the floor.

The FOH Loom is possible of extending from the Tech Area Upstairs to the seating bank if required.

## **Power**

- Located **SR** there is a 63amp 3 Phase Socket available for use (we do not have a Distro)
  - 1 x 13Amp that can become available to use (if needed)
  - 2 x 16Amp Sockets (Permanently in use by in-house lighting rig)
  - 1 x 32Amp Socket (Used by the in-house 6ch Dimmer Rack)
- Located **USC** there is 1 x 13Amp Socket
- Located **SL** there is 1 x 13Amp Socket (Maximum load 300W)

## **Projector & Screen**

### **Screen**

Aspect Ratio: 16:9

Viewable Area Dimensions (approx):

- Diagonal: 200" (508cm)
- Height: 249cm
- Width: 443cm

Surrounding Black Border Dimensions (approx.):

- Upper: 100cm
- Lower: 4cm
- Left & Right: 4cm

Screen surface: Matt White

### **Projector**

Mounted on overhead bar DSC – *details to be added*

## **Access Equipment**

Available to use is a set of 12 Rung Combination Zarges – At full extension in A-frame setup, ability to reach all heights within the theatre is possible, providing that there is somebody 'footing' the ladder.

No Other Access equipment is provided.

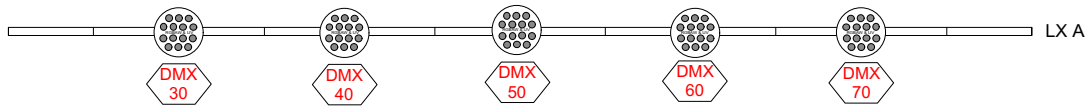
## **Load In**

Load in is through the front of the Building by a Roller Garage Door, approximately 2.5M wide by 3.5M tall and directly into the venue. Please be aware that the seating bank is between these Get-In Doors and the Stage, so any scenery may need to be lifted over the seating if it doesn't fit down the side (approximately 1.5m Wide).

1

2

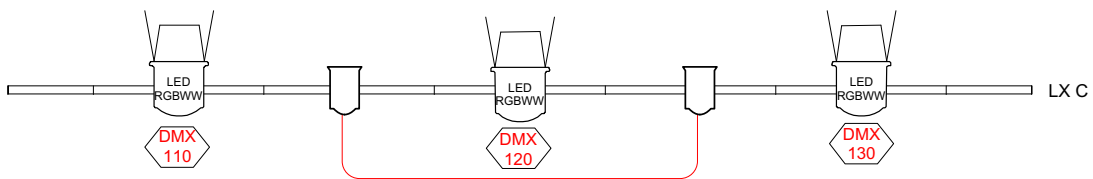
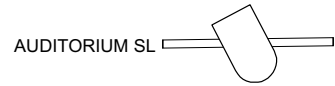
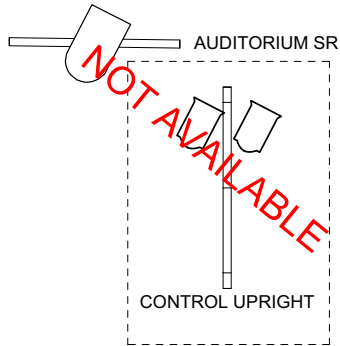
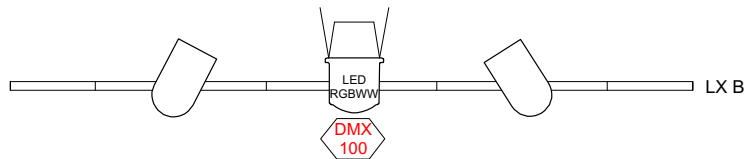
3



POSITIONS NOT DRAWN TO SCALE

A


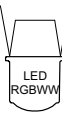


A



B

B

### SYMBOL KEY

-  ATOMIC PRO  
RGBWA + UV LED PAR
-  ATOMIC SCALA 200  
RGB+WW LED FRESNEL
-  PAR 64 - CP62
-  NJD 500W FRESNEL



Production Title		Footlights Venue LX Rig	
Drawing Title		A4 Plan - HOUSE RIG	
Designer	Adam Murdoch	Director	Jo Fisher
Drawn By	Adam Murdoch	Scale	1:40
Venue	Footlights House	Drawing No.	1
Date	1/5/2019		of
CAD File Name	Footlights - V3		1

1

2

3